

ALBUFEIRA

Residents' Perception - Fact Sheet | High Season 2022



monitur



Sample
n=88



Gender

Female **59.1%**
Male **40.9%**

Education Level



Primary School **15.9%**
High School **47.7%**
University **34.1%**
DK/DA **2.3%**

Age Group



18-24 years old **11.4%**
25-64 years old **82.9%**
+ 65 years **5.7%**

Current State of Tourism Development



•Very Weak •Weak •Moderate •Strong •Very Strong •DK/DA

Perception of Economic Impacts

Positive Economic Impacts*



Global Impact **3.73**

Tourism is the main economic activity **4.35**

Tourism increases employment opportunities **4.20**

Tourism contributes to the development of local economic activities **4.14**

Negative Economic Impacts*



Global Impact **4.22**

Tourism increases the price of houses and land **4.73**

My municipality is too dependent on tourism in economic terms **4.57**

Tourism increases the cost of living **4.53**

Perception of Sociocultural Impacts

Positive Sociocultural Impacts*



Global Impact **3.29**

The residents of my municipality are hospitable and welcome tourists with courtesy **4.03**

Tourism stimulates cultural activities, festivals and local traditions **3.77**

Tourism promotes cultural exchanges between residents and visitors **3.63**

Negative Sociocultural Impacts*



Global Impact **3.50**

Tourism increases drug and alcohol consumption **4.41**

Tourism increases stress and disturbs calm **3.82**

Tourism promotes crime and vandalism **3.79**

SOME FACTS

Approximately 65.9% of respondents consider that the municipality registers strong or very **strong tourism development**.

Regarding residents' perception of **economic impacts** in Albufeira, the respondents show higher levels of agreement with the negative impacts (4.22). They specifically agree with the increase of the prices of houses and land (4.73). However, they recognize that tourism is the main economic activity (4.35) in the municipality and it increases employment opportunities (4.20).

Concerning the **sociocultural impacts**, the respondents neither agree nor disagree with either the positive (3.29) or negative impacts (3.50). However, the respondents particularly agree that the residents are hospitable and welcome tourists with courtesy (4.03), but that tourism increases drugs and alcohol consumption (4.41).

As for the perceived **environmental impacts**, the respondents are neutral with the negative impacts (3.73) and disagree with the positive ones (2.77). The negative indicators with the highest level of agreement are "Tourism generates traffic, parking and accident issues" (4.31) and "Tourism increases pollution, noise, litter, etc." (4.11).

Perception of Environmental Impacts



Positive Environmental Impacts*

Global Impact **2.77**

Tourism improves signage system (for access to accommodation, monuments, etc.) **3.17**

Tourism improves public infrastructure (roads, railways, sports facilities, etc.) **2.90**

Tourism improves cleanliness of public spaces **2.84**



Negative Environmental Impacts*

Global Impact **3.73**

Tourism generates traffic, parking and accident issues **4.31**

Tourism increases pollution, noise, litter, etc. **4.11**

Tourism degrades the natural environment **3.62**

ALBUFEIRA

Residents' Perception - Fact Sheet | High Season 2022



In terms of the respondents' perception of **how tourists treat** and **respect residents**, as well as **how much they spend** during their holidays, it is considered that respect is neutral (48.9%), with the second most responded option, however, being "disrespectful" (27.3%). They feel they are treated normally (53.4%), while some consider that the treatment is unpleasant (23.9%). Respondents also consider that tourists spend an average amount (40.9%). In addition, respondents consider that the current **number of tourists** should be maintained (50.0%).

With regard to **professional activity**, the majority of respondents, or someone in their household, work in the tourism sector, although tourism is not the only source of family income.

Respect, Treatment and Expenditure Incurred by Tourists

Respect



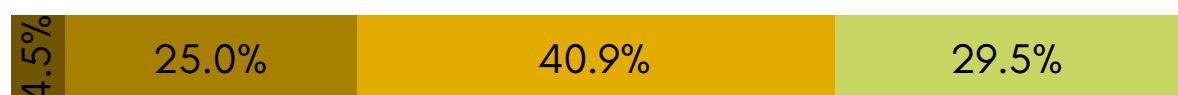
•Very Disrespectful •Disrespectful •Neutral •Respectful •Very Respectful •DK/DA

Treatment



•Very Unpleasant •Unpleasant •Normal •Pleasant •Very Pleasant •DK/DA

Expenditure



•Spend Very Little •Spend Little •Spend Average •Spend a Lot •Spend too Much •DK/DA

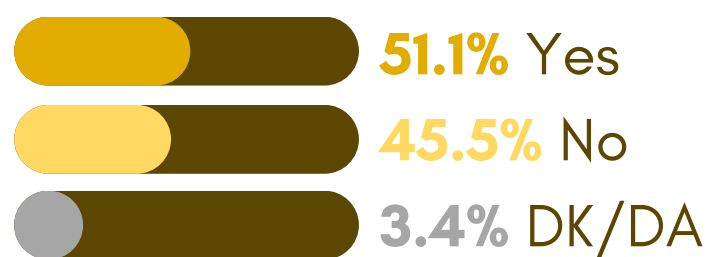
Growth of Tourists in the Municipality



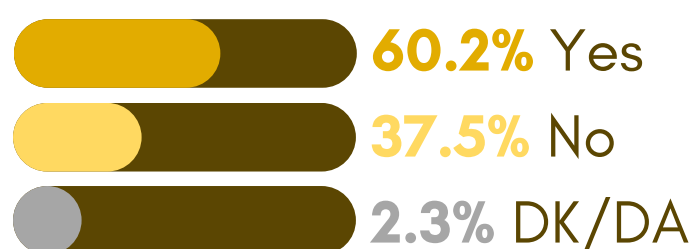
•Receive Less Tourists •Keep the Same Number of Tourists •Recieve More Tourists •DK/DA

Tourism Related Activity

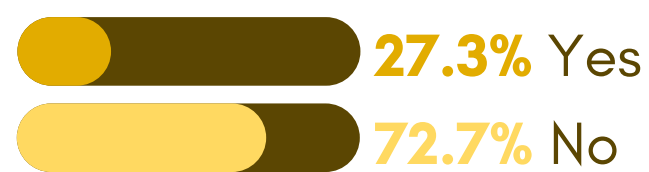
Professional activity related to the tourism sector



Someone in the household works in the tourism sector



Household income exclusively from tourism



Behaviour, Satisfaction and Support

Support to Tourism

I think my municipality should continue to be a tourist destination **4.03**
I believe that, overall, the impacts of tourism in my area are positive **3.59**

Global Impact 3.81

Behaviour towards Tourism

I am willing to receive tourists with kindness and hospitality **4.31**
I am willing to protect the natural and environmental resources on which tourism depends **4.06**
I am willing to accept some sacrifices in order to receive the benefits of tourism **3.52**
I am willing to pay more fees to contribute to the development of tourism **2.07**

Global Impact 3.50

Satisfaction with Tourism

Personally, I benefit from the development of tourism in my municipality **3.21**
Overall, I am satisfied with tourism in my municipality **3.10**
I am satisfied with the current level of tourism development in my municipality **3.00**
I am satisfied with the way tourism is being managed in my municipality **2.73**

Global Impact 3.02



Individual Happiness*

Global Impact 3.48

In general, I consider myself to be a happy person **3.95**
Overall, I am satisfied with my life **3.83**
In general, I am satisfied with my quality of life **3.65**


Respondents show moderate **support for the tourist activity** (3.81), namely by recognising that the municipality should continue to be a tourist destination and by revealing some scepticism as to the positive impacts of tourism in the future. In parallel, they show a moderate **willingness to assume pro-tourism behaviours** (3.50).

The respondents reveal a certain neutrality with regard to the degree of **satisfaction with tourism** (3.02).


Finally, the respondents reveal, in general terms, an almost neutral position concerning **individual happiness** (3.48).

Scale: 1- Strongly Disagree; 5-Strongly Agree | DK/DA-Do not know/Do not answer
*The indicators presented are the three with the highest average scores (top 3).

Additional information may be found in the global report at <https://monitur.ualg.pt/en/residents-global-report/>



Project developed by:



Partnerships:

