

ALCOUTIM, CASTRO MARIM AND SÃO BRÁS DE ALPORTEL

Residents' Perception – Fact Sheet | High Season 2023



monitur



Sample
n=57



Gender

Female **59.6%**
Male **40.4%**

Education
Level



Primary School **15.8%**
High School **50.9%**
University **29.8%**
DK/DA **3.5%**

Age
Group



18-24 years old **12.3%**
25-64 years old **84.2%**
+ 65 years **3.5%**

Current State of Tourism Development



•Very Weak •Weak •Moderate •Strong •Very Strong •DK/DA

Perception of Economic Impacts

Positive Economic Impacts*



Global Impact **3.55**

Tourism contributes to the development of local economic activities **4.00**

Tourism contributes to generate new services and businesses **3.95**

Tourism increases employment opportunities **3.84**

Negative Economic Impacts*



Global Impact **3.54**

Tourism increases the price of houses and land **4.56**

Tourism increases the cost of living **4.30**

Goods/services are more expensive because of tourism (food, clothing, transport, etc.) **3.91**

Perception of Sociocultural Impacts

Positive Sociocultural Impacts*



Global Impact **3.36**

The residents of my municipality are hospitable and welcome tourists with courtesy **3.93**

Tourism contributes to the recognition, prestige and image of my municipality **3.82**

Tourism stimulates cultural activities, festivals and local traditions **3.75**

Negative Sociocultural Impacts*



Global Impact **2.67**

Tourism increases stress and disturbs calm **3.09**

Tourism increases drug and alcohol consumption **3.05**

Tourism promotes crime and vandalism **2.74**

SOME FACTS

47.4% of respondents consider that the municipality registers **moderate tourism development**.

Regarding residents' perception of **economic impacts** in Alcoutim, Castro Marim and São Brás de Alportel, the respondents neither agree nor disagree with either the positive (3.55) or negative impacts (3.54). They specifically agree with the increase of the prices of houses and land (4.53). However, they moderately agree with tourism's contribution to development of local economic activities (4.00) and with its contribution towards generating new services and business (3.95).

Concerning the **sociocultural impacts**, the respondents are neutral with regards to the positive impacts (3.36) and disagree with the negative ones (2.67). The respondents show moderate agreement regarding the idea that the residents are hospitable and welcome tourists with courtesy (3.93).

On the contrary, for the perceived **environmental impacts**, the respondents feel neutral towards the negative impacts (3.15) and disagree with the positive ones (2.80). The negative indicator with the highest level of agreement is "Tourism generates traffic, parking and accident issues" (3.40).

Perception of Environmental Impacts



Positive Environmental Impacts*

Global Impact **2.80**

Tourism improves signage system (for access to accommodation, monuments, etc.) **2.96**

Tourism improves cleanliness of public spaces **2.93**

Tourism has a positive influence on the environmental awareness of residents **2.88**



Negative Environmental Impacts*

Global Impact **3.15**

Tourism generates traffic, parking and accident issues **3.40**

Tourism occupies natural areas that residents have free use of (beaches, mountains, protected areas, etc.) **3.38**

Tourism increases pollution, noise, litter, etc. **3.29**

ALCOUTIM, CASTRO MARIM AND SÃO BRÁS DE ALPORTEL

Residents' Perception - Fact Sheet | High Season 2023



In terms of the respondents' perception of **how tourists treat** and **respect residents**, as well as **how much they spend** during their holidays, it is considered that respect is neutral (52.6%), with the second most responded option being "respectful" (33.3%). They feel they are treated normally (56.1%) while some consider that the treatment is pleasant (29.8%). Respondents consider that tourists spend an average amount (61.4%) and that **more tourists** should be received in the municipality (54.4%). With regard to **professional activity**, the majority of respondents or members of their household do not work in the tourism sector. For almost all respondents, tourism is not the only source of family income.

Respect, Treatment and Expenditure Incurred by Tourists

Respect



•Very Disrespectful •Disrespectful •Neutral •Respectful •Very Respectful •DK/DA

Treatment



•Very Unpleasant •Unpleasant •Normal •Pleasant •Very Pleasant •DK/DA

Expenditure



•Spend Very Little •Spend Little •Spend Average •Spend a Lot •Spend too Much •DK/DA

Growth of Tourists in the Municipality



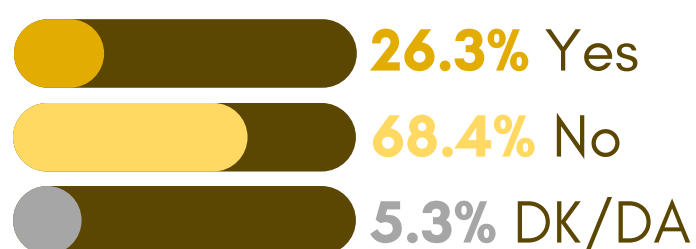
•Receive Less Tourists •Keep the Same Number of Tourists •Receive More Tourists •DK/DA

Tourism Related Activity

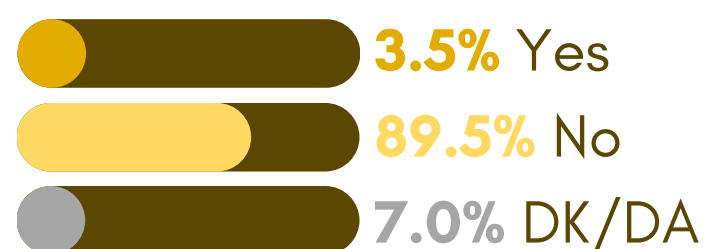
Professional activity related to the tourism sector



Someone in the household works in the tourism sector



Household income exclusively from tourism



Behaviour, Satisfaction and Support

Support to Tourism

Global Impact 3.97

I think my municipality should continue to be a tourist destination **4.00**
I believe that, overall, the impacts of tourism in my area are positive **3.93**

Behaviour towards Tourism

Global Impact 3.38

I am willing to receive tourists with kindness and hospitality **4.23**
I am willing to protect the natural and environmental resources on which tourism depends **3.93**
I am willing to accept some sacrifices in order to receive the benefits of tourism **3.38**
I am willing to pay more fees to contribute to the development of tourism **1.96**

Satisfaction with Tourism

Global Impact 3.12

Overall, I am satisfied with tourism in my municipality **3.36**
I am satisfied with the current level of tourism development in my municipality **3.20**
I am satisfied with the way tourism is being managed in my municipality **3.12**
Personally, I benefit from the development of tourism in my municipality **2.79**



Individual Happiness

Global Impact 3.37

In general, I consider myself to be a happy person **3.74**
Overall, I am satisfied with my life **3.68**
In general, I am satisfied with my quality of life **3.65**


Respondents show moderate **support for the tourist activity** (3.97), namely by recognising that the municipality should continue to be a tourist destination and by revealing some scepticism as to the positive impacts of tourism in the future. In parallel, they are **neutral in assuming pro-tourism behaviours** (3.38). The respondents reveal a certain neutrality with regard to the degree of **satisfaction with tourism** (3.12). Finally, the respondents reveal, in general terms, an almost neutral position concerning **individual happiness** (3.37).



Additional information may be found in the global report at <https://monitur.ualg.pt/en/residents-global-report/>

Scale: 1- Strongly Disagree; 5-Strongly Agree | DK/DA-Do not know/Do not answer
*The indicators presented are the three with the highest average scores (top 3).

Project developed by:



Partnerships:

